

DEVELON

Crawler Excavators

DX210-7/LC-7/NLC-7



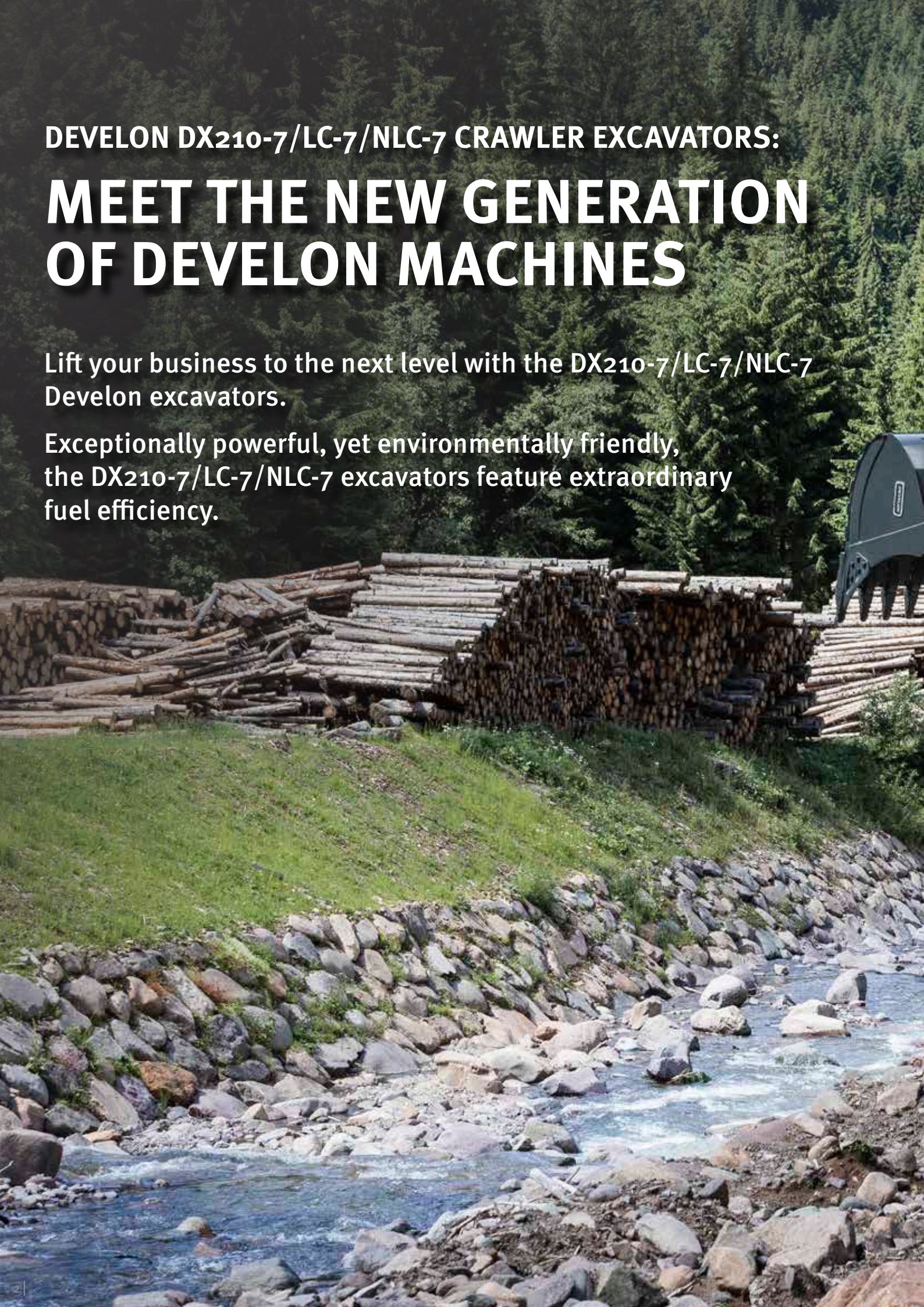
	DX210-7	DX210LC-7	DX210NLC-7
Maximum power	166 hp	166 hp	166 hp
Operating weight	21.9 t	22.3 t	22.1 t
Bucket capacity	0.92 m ³	0.92 m ³	0.92 m ³

DEVELON DX210-7/LC-7/NLC-7 CRAWLER EXCAVATORS:

MEET THE NEW GENERATION OF DEVELON MACHINES

Lift your business to the next level with the DX210-7/LC-7/NLC-7 Develon excavators.

Exceptionally powerful, yet environmentally friendly, the DX210-7/LC-7/NLC-7 excavators feature extraordinary fuel efficiency.





DEVELON

DEVELON

DX270 NLC

RAISE PROFITS, PRODUCTIVITY & FUEL EFFICIENCY

RELIABILITY

Reinforced castings and forged steel pivot points and reinforced heavy-duty arm and boom to withstand high-impact materials. Mono boom or articulated boom for added versatility. Improved hydraulic line routing to protect your investment.

VERSATILITY

A new attachment mode, with a priority valve on the attachment, results in higher working efficiency when moving the arm and using the attachment at the same time. A specific tiltrotator mode, for more precision and less back pressure when high flow is required.

YOUR SAFETY IS OUR PRIORITY

Rear and right side cameras as standard, anti-slip steps and platforms, as well as guard rails on upper structure. Optional: a 360° all-around view camera (AVM) can be linked with unique ultrasonic detection for maximum safety while working with people around. Large side mirrors, 8 powerful LED work lights (4 additional lights possible as an option), travel alarm.

PRODUCTIVITY

State-of-the-art bucket and arm digging forces. Delivers higher productivity and reduced fuel consumption in an efficient and comfortable work environment.

UNRIVALLED COMFORT

One of the most spacious cabs in the market, with low noise & vibration levels and excellent all-round visibility. Thanks to the heating and even an optional cooling functionality of the premium seat and improved air ventilation in the DX210-7/LC-7/NLC-7, you can focus on the job at hand in any situation.



OPERATE AT EASE

New Develon Smart Touch screen, an easy to read and use 8" touch screen integrates all functions and settings of your machine in one place. Don't miss any important call thanks to the hands-free phone system.

And forget fumbling with keyholes: unlock the door remotely, and start or stop the engine with the included Develon Smart Key.

ENGINE

Exceptionally powerful – with high torque at low revs – the new Develon engine combines reliability and low environmental impact. This Stage V compliant 6 cylinder engine delivers 124 kW at 1800 rpm.

FULL CONTROL OVER FUEL CONSUMPTION

The latest evolution of the legendary Stage V Develon DLo6P engine achieves greater fuel savings thanks to the 3rd generation of Smart Power Control (SPC₃). Take full control over your fuel consumption with the settable engine shut off.

ADVANCED FILTRATION

Highest efficiency filters & cleaners remove water, dust & particles to protect your investment optimally.

EASY MAINTENANCE

Maintenance data directly available from control panel. Easy access to all filters from ground level. Cooling compartment equipped with fine mesh for the intake air, to protect coolers and minimize downtime.



3 DIFFERENT UNDERCARRIAGES POSSIBLE, TO PERFECTLY MATCH YOUR APPLICATION.

Dx210-7 – for the best balance between transportability and low ground pressure:

Standard undercarriage, 2800 mm width with 600 mm shoes / 2900 mm with 700 mm shoes / 3000 mm with 800 mm shoes

Dx210LC-7 – for the best stability:

Long and wide undercarriage, 2990 mm width with 600 mm shoes

Dx210NLC-7 – to meet Italian regulations:

Long and narrow undercarriage, 2540 mm width with 500 mm shoes



TOP PERFORMANCE AND FUEL EFFICIENCY

THE POWER TO RAISE PRODUCTIVITY

- The DX210-7/LC-7/NLC-7 are equipped with the latest generation Develon engine
- Stage V compliant, this engine boasts extremely low emissions because reducing our environmental impact is paramount to us
- Exhaust gases are purified by Selective Catalytic Reduction (SCR) technology, a Diesel Oxidation Catalyst (DOC) and a Diesel Particulate Filter (DPF) with no maintenance before 8000 hours

EFFICIENT FUEL MANAGEMENT

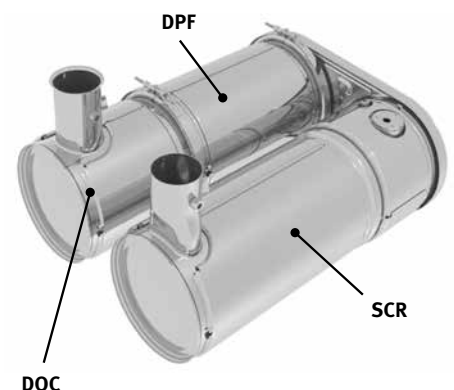
- Choice of 4 power modes (Eco - Standard - Power - Power Plus) and automatic Smart Power Control system for optimal power and reduced fuel consumption in all conditions
- Engine auto-shut-off: shuts down the engine after the machine has been idling for a specified time. The operator can set the delay before shut-off via the Develon Smart Touch screen

VARIABLE PRESSURE TURBOCHARGER

Provides optimal air flow to the engine combustion chamber under all speed and load conditions, so that exhaust gas is cleaner and fuel economy is improved.

SPC3 (SMART POWER CONTROL)

2 systems (Variable Speed Control and Pump Torque Control) work together to improve efficiency while maintaining productivity. The system reduces the engine speed and adjusts the pump torque according to work conditions.





RELIABILITY – THE HABIT OF A LIFETIME

In your profession, you need equipment you can depend on. At Develon, we put durability and reliability at the core of our machines' development. Our materials and structures undergo stringent testing for strength and resilience under the most extreme conditions.

DESIGNED FOR LONG-TERM, ALL-ROUND, HEAVY-DUTY PERFORMANCE

EXTRA-STRONG X CHASSIS

Designed using finite element analysis and 3D computer simulation, the X shaped undercarriage ensures optimum structural integrity and durability.

UNDERCARRIAGE DURABILITY

- The chain is composed of sealed, self-lubricating links for long-term dependability.
- The track spring and idler are joined for long-lasting performance and easy maintenance
- Cast steel heavy-duty sprockets guarantee the highest resistance
- The track rollers are lubricated for life

STRENGTHENED BOOM AND ARM

During the development of our machines, we use intensive testing to calculate the best load distribution throughout the boom structure.

Combined with thicker material, this means that element fatigue is limited and both reliability and component life are increased. To better protect the base of the arm, reinforced bars have been added and the arm center and end boss have been strengthened.


ADVANCED FILTRATION

- Fuel filters and water separator: a filter-type high-performance water separator effectively captures moisture in the fuel, reducing impurities and helping minimize any fuel-related issues. Pre-filters and dual main filters as standard achieve a high degree of purity that minimizes fuel system failures.
- Cyclonic air pre-cleaner: air filter life and engine efficiency are directly related to the amount of debris ingested through the engine's air intake. Therefore, a cyclonic air pre-cleaner (as standard) is the first stage of an air intake system that prevents the majority of heavier-than-air particles from entering. Self-cleaning and maintenance-free, the system is able to expel all types of mixed debris, including mud, snow, rain, leaves, sawdust, chaff, etc.

PIN AND BUSHING ADVANCED TECHNOLOGY

Highly lubricated metal is used for the boom pivot to increase the component's lifetime and lengthen greasing intervals. The bucket pivot features EM (Enhanced Macrosurface) bushings. These have a tailored surface pattern and self-lubricating coating for optimized greasing and more efficient debris removal. Ultra-hard wear-resistant discs and bucket pivot polymer shims increase durability even more.





1

2

3

4

5

6

8

7

9

10

1. Sun visor
2. Window grip
3. Parallel wiper
4. 360° all-around view camera (AVM) (optional)
5. Develon Smart Touch
6. Redesigned pedals
7. Flat, spacious, easy-to-clean floor
8. Keyless start (Develon Smart Key)
9. Joysticks and switches are integrated in adjustable control consoles
10. Heated and cooled (option) seat
11. Improved visibility on the bottom right
12. Storage compartment for sunglasses
13. Separate seat height adjustment lever and cushion tilting function

OPERATING IN HIGH COMFORT

BEST-IN-CLASS OPERATOR ENVIRONMENT

The DX210-7/LC-7/NLC-7 are designed to provide you with the best possible working conditions. The sophisticated state-of-the-art ROPS cab is pressurized and ISO-certified for your safety. A high-quality heated seat (and even seat cooling available as an option) with air suspension provides maximum operator comfort.

UNRIVALLED COMFORT

Comfortably seated, you benefit from a clear all-round view of the work site and have easy access to several storage compartments. Pedals, joysticks and armrests have all been designed for operator comfort and efficiency. Noise and vibration levels are remarkably low, and the effectiveness of the air conditioning and automatic climate control has been increased significantly. These features allow you to continue working for hours on end without feeling tired.

Finally, thanks to the hands-free system, you won't miss any important call, and you'll stay available to your customers, as you operate the machine.

CAB SUSPENSION

The cab's suspension system (CabSus mount) dampens vibrations and provides outstanding protection against impact. This system absorbs shocks and vibrations much more effectively than a conventional silentblock suspension system.

DEVELON SMART TOUCH

The wide 8" touchscreen provides easy scrolling through the different menus, including power settings and auxiliary hydraulics settings. It also allows you to connect a Bluetooth device or listen to your favorite radio station.

360° ALL-AROUND VIEW CAMERA (AVM) SYSTEM (OPTION)

The 360° all-around view camera (AVM) system gives you full view of the machine's surroundings.





TAKE A SEAT IN BUSINESS CLASS

The ergonomic controls, the easy-to-view color monitor, and Develon Smart Touch place the machine firmly in your hands.

TOTAL CONTROL IN ALL SIMPLICITY

DYNAMIC POWER MANAGEMENT

- Automatic travel speed range selection (slow/fast)
- Activating the power boost control system increases digging force by 10%
- A 1-touch deceleration button immediately reduces engine speed to low idle
- Auto-idling starts 4 seconds (adjustable) after all controls are returned to neutral – reducing fuel consumption and noise levels in the cab

INTELLIGENT FLOATING BOOM MODE (OPTIONAL)

The “intelligent floating boom” function allows the boom to move up and down freely according to the application:

- Hydraulic breaker setting: during boom down operation, the boom moves down freely under its own weight. The result is reduced shock and vibration and longer breaker service life
- Full float setting: during boom down selection, the boom is allowed to rise and fall as required while the bucket is drawn across the ground

NEW FINE SWING FUNCTION

Another new standard feature is the Fine Swing function. This function minimizes the shaking that a lifted object undergoes at the start or stop of the excavator's swing movement – increasing the safety of nearby workers and preventing damage caused by the object falling from the excavator. When Fine Swing activates, the overrun shuts off, allowing the DX210-7/LC-7/NLC-7 to smoothly reach maximum swing speed and removing the shock from the turn reversal at the moment of stopping – resulting in a smooth stop.

4 WORK MODES AND 4 POWER MODES


These modes deliver the needed power, according to your specific application, while minimizing fuel consumption:

- Work modes: 1-way mode, 2-way mode, Digging mode and Lifting mode
With the 2-way mode, we now have a priority valve on the attachment line to increase the machine's productivity when using an attachment and moving the arm at the same time. A new mode is also available: dedicated for tilt rotator use, to maximize precision and minimize back pressure.
- Power modes: Power Plus mode, Power mode, Standard mode, Economy mode

EXPERT FINGERTIP CONTROL

- The new multi-function 8" Develon Smart Touch screen displays all useful information in a visual and intuitive format.
- At a glance, you can check the machine's status and settings to achieve optimal efficiency.
- Develon's unique jog shuttle switch gives you easy and precise control over all machine functions.
- Highly sensitive and low-effort joysticks enable you to work safely, smoothly and confidently.
- The proportional thumb switches on the joysticks can be mounted horizontally or vertically, as the operator prefers, for optimal control of hydraulic attachments.





DEVELON
474-000039

GT 1.45000A

TOP 1

SIMPLE MAINTENANCE FOR MAXIMUM UPTIME

MAINTENANCE ACCESS MADE SIMPLE

- Large guard rails are installed along with anti-slip steps and plates, for safer, easier access to the whole upper structure.
- The air conditioning filter is placed on the side of the cab for easy access. The filter's cover can be locked and opened with a key.
- A battery cut-off switch makes it easy to disconnect the battery for long-term storage.
- The hour meter display can be easily checked from ground level.
- Shut-off valves have been fitted on the pre-filter piping line and fuel tank drain piping to make servicing easier and prevent pollution from leakage.
- Engine parts can be easily reached via the top and side panels.
- For extra accessibility and servicing convenience, all filters (engine oil filter, fuel pre-filters, fuel filters and pilot filter) are located in the pump compartment.
- An electric transfer pump for initial priming of fuel filters is featured as standard.
- Fine mesh on the side doors and on the cooler itself filters the intake air going to the cooler for better cooling performance and reduced maintenance.

ADBLUE® TANK

Connected to the ECU, sensors in the tank detect low levels of AdBlue® or any other system malfunction. Also equipped with an AdBlue® level indicator during refilling (LED light), to avoid over filling.

CENTRALIZED GREASING POINTS

To make maintenance easier, the greasing points have been centralized. An automatic lubrication system is available as an option.



TECHNICAL SPECIFICATIONS

ENGINE

Designed to deliver superior performance and fuel efficiency, the Develon DLo6P diesel engine fully meets the latest Stage V emission regulations. To optimize machine performance, the engine uses high-pressure fuel injectors, air-to-air inter-cooler and electronic engine controls. 4-Cycle Water-Cooled, Wastegate Turbocharged, Diesel Oxidation Catalyst (DOC), Selective Catalytic Reduction (SCR) and Diesel Particulate Filter (DPF).

Model

Develon DLo6P

No. of cylinders

6

Rated power at 1800 rpm

SAE J1995 124 kW (166 hp)

SAE J1349 121 kW (162 hp)

Max. torque at 1400 rpm

77 kgf·m

Idle (low - high)

800 [±10] - 1900 [±25] rpm

Displacement

5890 cm³

Bore × stroke

100 mm × 125 mm

Starter

24 V / 6 kW

Batteries - Alternator

2 × 12 V, 100 Ah – 24 V, 100 A

Air filter

Double element air cleaner and pre-filtered Cyclone Turbo dust separator

UNDERCARRIAGE

Extremely robust construction throughout - made of high-quality, durable materials, with all welded structures designed to limit stresses.

- Track rollers lubricated for life
- Idlers and sprockets fitted with floating seals
- Track shoes made of induction-hardened alloy with triple grouser
- Heat-treated connecting pins
- Hydraulic track adjuster with shock-absorbing tension mechanism

Upper rollers (standard shoe)

2

Lower rollers

8

Number of links & shoes per side

DX210-7: 45

DX210LC-7 & DX210NLC-7: 49

Link pitch

190 mm

HYDRAULIC SYSTEM

The e-EPOS (Electronic Power Optimising System) is the brain of the excavator – minimising fuel consumption and optimizing the efficiency of the hydraulic system for all working conditions. To harmonize the operation of the engine and the hydraulics, the e-EPOS is connected to the engine's electronic control unit (ECU) via a data transfer link.

- The hydraulic system enables independent or combined operations
- 2 travel speeds offer either increased torque or high speed
- Cross-sensing pump system for fuel savings
- Auto-deceleration system
- 4 operating modes, 4 power modes
- Flow and pressure control of auxiliary hydraulic circuits from control panel
- Computer-aided pump flow control

Main pumps

2 × variable displacement tandem axial piston pumps

Maximum flow at 1800 rpm 2 × 210.6 l/min

Pilot pump

Gear pump

Maximum flow at 1800 rpm 27 l/min

Relief valve settings

Implement 350 kgf/cm²

Travel 350 kgf/cm²

Swing 300 kgf/cm²

Pilot 40 kgf/cm²

HYDRAULIC CYLINDERS

High-strength steel piston rods and cylinder bodies. Shock-absorbing mechanism fitted in all cylinders for shock-free operation and extended piston life.

Cylinders	Quantity	Bore × rod diameter × stroke (mm)
Boom	2	130 × 90 × 1263
Arm	1	140 × 100 × 1450
Bucket	1	125 × 85 × 1060
Articulated boom	1	150 × 100 × 1300
Arm, articulated boom	1	140 × 100 × 1450

CAB

The air-conditioning and heating systems are integrated for optimal climate control. An automatically-controlled fan supplies the pressurized and filtered cab air, which is distributed throughout the cab from multiple vents.

The heated air suspension, adjustable operator's seat includes a seat belt. The operator can adjust the ergonomic seat and joystick console separately according to his preferences.

A-weighted emission sound pressure level at the operator's position, LpAd (ISO 6396:2008)

Declared: 71 dB(A)

Measured: 70 dB(A)

A-weighted sound power level, LwAd (2000/14/EC)

Declared: 102 dB(A)

Measured: 101 dB(A)

SWING MECHANISM

The swing mechanism uses an axial piston motor, driving a 2-stage planetary reduction gear bathed in oil for maximum torque.

- Swing bearing: single-row, shear type ball bearing with induction hardened internal gear
- Internal gear and pinion immersed in lubricant

Maximum swing speed

11.4 rpm

Maximum swing torque

9334 kgf·m

WEIGHT

Undercarriage	Shoe width (mm)			Machine weight (t)			Ground pressure (kgf/cm ²)		
	STD	LC	NLC	STD	LC	NLC	STD	LC	NLC
Heavy duty	-	-	500	-	-	22.1	-	-	0.60
Triple grouser	600	600	-	21.7	22.3	-	0.49	0.50	-
	700	700	-	21.9	22.5	-	0.43	0.44	-
	800	800	-	22.2	22.8	-	0.38	0.39	-

COMPONENT WEIGHTS

Item	Weight (kg)	Remarks
Upper structure without front	11044	With counterweight
Lower structure assembly	STD	7119
	LC	7724
	NLC	7570
Counterweight for mono boom	4770	
Counterweight for articulated boom	5065	
Front assembly	4127	
Mono boom	1461	Including bushing
Articulated boom	1952	
2.6 m arm for monoboam	620	Including bushing
2.4m arm for articulated boom	568	

FLUID CAPACITIES

Fuel tank	339 l
Cooling system (radiator)	30.7 l
AdBlue® (DEF) tank	31.5 l
Hydraulic oil tank	200 l
Engine oil	27 l
Swing drive	5 l
Travel device	2 × 4 l

DRIVE

Each track is driven by an independent, high-torque axial piston motor through a planetary reduction gearbox. Two levers / foot pedals guarantee smooth travel with counter-rotation on demand. The track frame protects the travel motor, brake and planetary gears. The multi-disc track brakes are spring-applied and hydraulic released.

Travel speed (low - high)

3.2 - 5.9 km/h

Maximum traction

29.2 t

Maximum gradeability

35° / 70%

TECHNICAL SPECIFICATIONS

BUCKETS

Bucket Type	Capacity (m³) SAE	Width (mm)		Weight (kg)	Mono boom						Articulated boom					
		With side cutters	W/O side cutters		Arm 2.60 m			Arm 2.60 m			Arm 2.40 m			Arm 2.40 m		
Undercarriage					STD	LC	NLC	STD	LC	NLC	STD	LC	NLC	STD	LC	NLC
Shoe width					600	600	500	800	800	/	/	600	500	/	800	/
GP	0.51	772	722	529	A	A	A	A	A	-	-	A	A	-	A	-
	0.81	1128	1065	654	A	A	A	A	A	-	-	A	A	-	A	-
	0.92	1236	1173	697	A	A	A	A	A	-	-	A	A	-	A	-
	1.05	1372	1309	751	A	A	A	A	A	-	-	A	A	-	A	-
	1.17	1493	1430	809	A	A	B	A	A	-	-	A	B	-	A	-
	1.28	1607	1544	848	B	A	B	B	A	-	-	A	C	-	A	-
HD	0.73	982	916	732	A	A	A	A	A	-	-	A	A	-	A	-
	0.90	1130	1064	804	A	A	A	A	A	-	-	A	A	-	A	-
	1.07	1286	1220	864	A	A	A	A	A	-	-	A	B	-	A	-
	1.24	1438	1372	923	B	A	B	B	A	-	-	A	C	-	A	-
	1.32	1516	1450	967	B	A	C	B	A	-	-	B	C	-	B	-

A: Suitable for materials with a density less than or equal to 2100 kg/m³

B: Suitable for materials with a density less than or equal to 1800 kg/m³

C: Suitable for materials with a density less than or equal to 1500 kg/m³

D: Suitable for materials with a density less than or equal to 1200 kg/m³

Based on ISO 10567 and SAE J296, arm length without quick-coupler. For reference only.

DEVELON BUCKETS

4 More. More choice - More durable - More strength - More performance!

General Construction Bucket



The General purpose bucket is designed for digging and re-handling soft to medium materials (e.g. materials with low wear characteristics such as top-soil, loam, coal).

Heavy Construction Bucket



The Heavy duty bucket is designed for mass excavations in dense materials such as hard packed clay, shot limestone, limited rock content and gravel.

Severe Mining Bucket



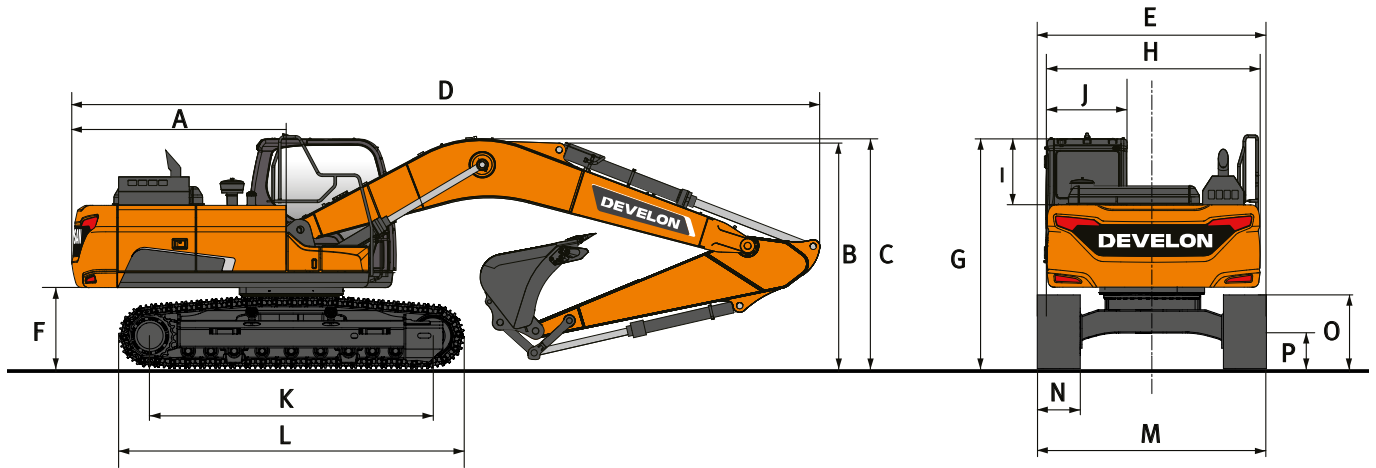
The Severe duty bucket is designed for durability in digging compact materials like loose or blasted rock, hard packed clay and stone.

X-treme Mining Bucket



The X-treme duty bucket is designed as a long-life version of the Severe duty bucket for digging in the most abrasive materials.

DIMENSIONS

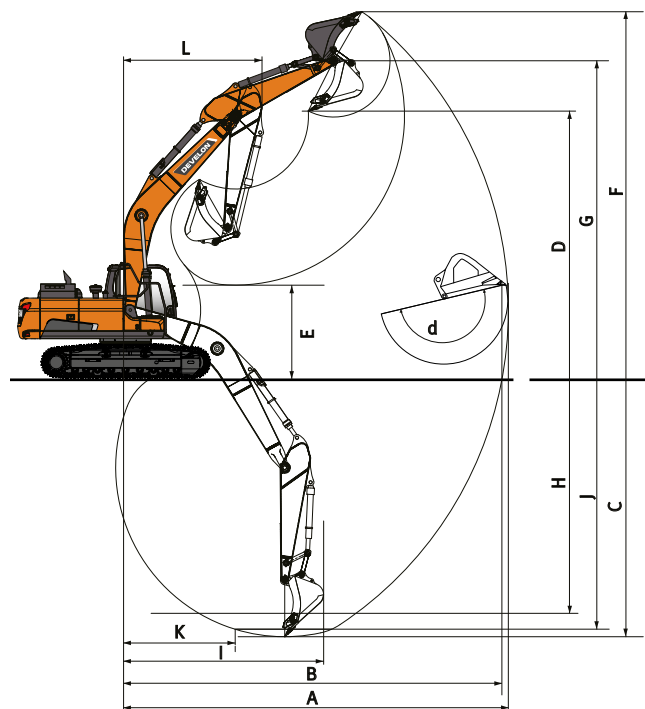


DIMENSIONS

	Unit	Mono boom					Articulated boom
Boom length	mm	5600					5850
Arm length	mm	2600	2600	2600	2900	2900	2400
Bucket capacity	m³	0.92	0.92	0.92	0.92	0.92	0.92
Undercarriage (track + grouser)	-	STD+TG	LC+TG	NLC+TG	LC+TG	NLC+TG	NLC+TG
A Tail swing radius	mm	2815	2815	2815	2815	2815	2815
B Shipping height (boom)	mm	2965	2965	2967	3090	3090	3004
C Shipping height (hose)	mm	3139	3139	3140	3265	3265	3004
D Shipping length	mm	9445	9445	9445	9445	9445	9713
E Shipping width	mm	2800	2990	2540	2990	2540	2540
F Counterweight clearance *	mm	1066	1066	1071.5	1066	1071.5	1071.5
G Height over cab	mm	2139	2139	2145	2139	2145	2145
H House width	mm	2540	2540	2540	2540	2540	2540
I Cab height above house	mm	840	840	840	840	840	840
J Cab width	mm	1010	1010	1010	1010	1010	1010
K Tumbler distance	mm	3270	3650	3650	3650	3650	3650
L Track length	mm	4014	4394	4399	4394	4399	4400
M Undercarriage width	mm	2800	2990	2540	2990	2540	2540
N Shoe width std.	mm	600	600	500	600	500	500
O Track height *	mm	883	883	888	883	888	888
P Ground clearance *	mm	450.5	450.5	450.5	450.5	450.5	450.5

* : without grouser

WORKING RANGE



WORKING RANGE

	Unit	Mono boom		Articulated boom
Boom length	mm	5600	5600	5850
Arm length	mm	2900	2600	2400
Bucket capacity	m³	0.92	0.92	0.92
A Max. digging reach	mm	9825	9535	9720
B Max. digging reach (ground)	mm	9660	9360	9550
C Max. digging depth	mm	6570	6270	6045
D Max. loading height	mm	6765	6590	8065
E Min. loading height	mm	2350	2650	3960
F Max. digging height	mm	9520	9330	10990
G Max. bucket pin height	mm	8235	8055	9530
H Max. vertical wall depth	mm	5750	5370	5015
I Max. radius vertical	mm	6190	6200	6355
J Max. digging depth (8' level)	mm	6385	6065	5850
K Min. radius 8' level	mm	2775	2755	2050
L Min. swing radius	mm	3545	3565	2790
d Bucket angle	°	177	177	177











DIGGING FORCES (ISO)

	Unit	Mono boom		Articulated boom
Boom length	mm	5600	5600	5850
Arm length	mm	2900	2600	2400
Bucket capacity	m³	0.92	0.92	0.92
BUCKET (Normal/Press. Up)	ton	15.5 / 16.5	15.5 / 16.5	15.5 / 16.5
ARM (Normal/Press. Up)	ton	10.9 / 11.5	10.8 / 11.4	12.7 / 13.4

LIFTING CAPACITIES

W/O BUCKET

(UNIT: 1000 KG)

A	3.0 m		4.5 m		6.0 m		7.5 m		Max. reach		
											A

DX210-7 • Mono boom 5.60 m • Arm 2.60 m • Shoe 700 mm • Counterweight 4.7 t

7.5 m									4.74 *	4.74 *	5.70
6.0 m					5.62 *	5.37			4.35 *	4.28	6.89
4.5 m			7.08 *	7.08 *	6.07 *	5.23	5.00 *	3.70	4.26 *	3.61	7.61
3.0 m			8.81 *	7.56	6.83 *	5.01	5.21	3.62	4.36 *	3.29	7.98
1.5 m			10.30 *	7.11	7.06	4.80	5.10	3.52	4.60	3.18	8.06
0.0 m			10.66	6.89	6.90	4.66	5.03	3.46	4.72	3.25	7.85
-1.5 m	11.56 *	11.56 *	10.61	6.85	6.85	4.61			5.19	3.56	7.34
-3.0 m	13.04 *	13.04 *	9.50 *	6.93	6.92	4.68			6.21 *	4.29	6.43
-4.5 m	9.28 *	9.28 *	6.67 *	6.67 *					5.80 *	5.80 *	4.92

DX210LC-7 • Mono boom 5.60 m • Arm 2.60 m • Shoe 600 mm • Counterweight 4.7 t

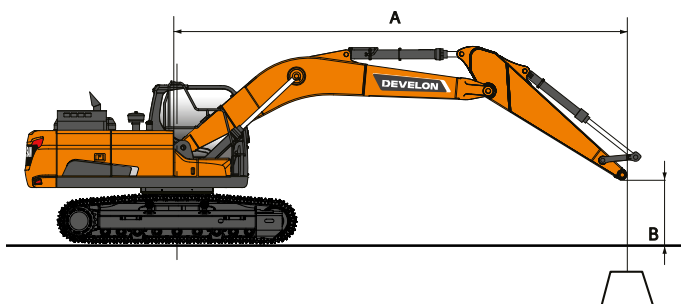
7.5 m									4.74 *	4.74 *	5.70
6.0 m					5.62 *	5.62 *			4.35 *	4.35 *	6.89
4.5 m			7.08 *	7.08 *	6.07 *	5.74	5.00 *	4.06	4.26 *	3.96	7.61
3.0 m			8.81 *	8.36	6.83 *	5.51	5.89 *	3.98	4.36 *	3.61	7.98
1.5 m			10.30 *	7.91	7.57 *	5.29	5.92	3.88	4.66 *	3.50	8.06
0.0 m			10.92 *	7.68	8.01 *	5.15	5.85	3.81	5.21 *	3.58	7.85
-1.5 m	11.56 *	11.56 *	10.66 *	7.63	7.92 *	5.10			6.03	3.92	7.34
-3.0 m	13.04 *	13.04 *	9.50 *	7.72	6.96 *	5.17			6.21 *	4.74	6.43
-4.5 m	9.28 *	9.28 *	6.67 *	6.67 *					5.80 *	5.80 *	4.92



DX210LC-7 • Mono boom 5.60 m • Arm 2.90 m • Shoe 600 mm • Counterweight 4.7 t

7.5 m					4.52 *	4.52 *			4.08 *	4.08 *	6.12
6.0 m					5.35 *	5.35 *			3.77 *	3.77 *	7.24
4.5 m					5.84 *	5.8	5.44 *	4.11	3.69 *	3.69 *	7.92
3.0 m			8.46 *	8.46 *	6.64 *	5.58	5.75 *	4.02	3.77 *	3.46	8.28
1.5 m			10.08 *	8	7.45 *	5.35	5.96	3.91	4.00 *	3.35	8.35
0.0 m	6.67 *	6.67 *	10.89 *	7.73	7.97 *	5.18	5.87	3.83	4.44 *	3.42	8.15
-1.5 m	11.06 *	11.06 *	10.81 *	7.65	8.01 *	5.12	5.85	3.81	5.23 *	3.72	7.65
-3.0 m	13.80 *	13.80 *	9.86 *	7.71	7.29 *	5.15			6.04 *	4.4	6.79
-4.5 m	10.40 *	10.40 *	7.52 *	7.52 *					5.82 *	5.82 *	5.38

DX210LC-7 • Articulated boom 5.85 m • Arm 2.40 m • Shoe 600 mm • Counterweight 5.0 t

9.0 m									7.80 *	7.80 *	3.99
7.5 m			8.11 *	8.11 *					6.13 *	5.99	5.97
6.0 m			8.33 *	8.33 *	6.65 *	5.98			5.57 *	4.49	7.12
4.5 m			10.03 *	8.95	7.10 *	5.78	5.60 *	4.09	5.39 *	3.82	7.81
3.0 m			11.44 *	8.29	7.95 *	5.51	5.81 *	3.99	5.26 *	3.49	8.17
1.5 m			11.76 *	7.80	8.33	5.27	6.00	3.87	5.22	3.39	8.25
0.0 m			10.89 *	7.62	8.17	5.12	5.92	3.81	5.38	3.48	8.05
-1.5 m	8.90 *	8.90 *	9.14 *	7.63	7.18 *	5.09	4.92 *	3.83	4.81 *	3.81	7.54
-3.0 m			6.43 *	6.43 *	4.91 *	4.91 *			3.85 *	3.85 *	6.58













 : Rating over front.
 : Rating over side or 360°.

- Lifting capacities are in compliance with ISO 10567:2007(E).
- The load point is at the end of the arm.
- * = The nominal loads are based on hydraulic capacity.
- The nominal loads shown do not exceed 75% of tipping loads or 87% of hydraulic lifting capacity.
- For lifting capacity with bucket, simply subtract the actual weight of the bucket from the values.
- The configurations indicated do not necessarily reflect the standard equipment of the machine.

LIFTING CAPACITIES

W/O BUCKET

(UNIT: 1000 KG)

A	3.0 m		4.5 m		6.0 m		7.5 m		Max. reach		
											A

DX210NLC-7 • Mono boom 5.60 m • Arm 2.60 m • Shoe 500 mm • Counterweight 4.7 t

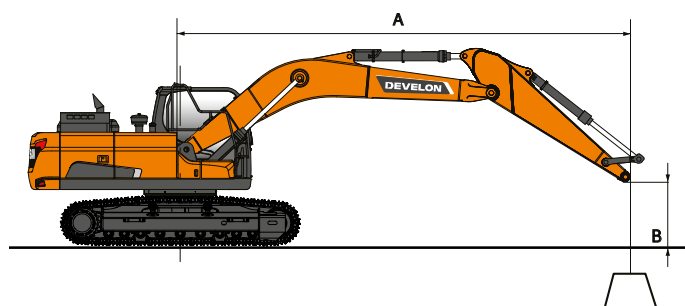
7.5 m									4.74 *	4.74 *	5.70
6.0 m					5.62 *	5.05			4.35 *	4.02	6.89
4.5 m			7.08 *	7.08 *	6.07 *	4.91	5.00 *	3.47	4.26 *	3.39	7.61
3.0 m			8.81 *	7.04	6.83 *	4.70	5.89 *	3.40	4.36 *	3.08	7.98
1.5 m			10.30 *	6.61	7.57 *	4.49	5.89	3.30	4.66 *	2.98	8.06
0.0 m			10.92 *	6.39	8.01 *	4.35	5.81	3.23	5.21 *	3.04	7.85
-1.5 m	11.56 *	11.56 *	10.66 *	6.35	7.92 *	4.30			6.00	3.33	7.34
-3.0 m	13.04 *	11.99	9.50 *	6.43	6.96 *	4.37			6.21 *	4.02	6.43
-4.5 m	9.28 *	9.28 *	6.67 *	6.67 *					5.80 *	5.80 *	4.92



DX210NLC-7 • Mono boom 5.60 m • Arm 2.90 m • Shoe 500 mm • Counterweight 4.7 t

7.5 m					4.52 *	4.52 *			4.08 *	4.08 *	6.12
6.0 m					5.35 *	5.13			3.77 *	3.77 *	7.24
4.5 m					5.84 *	4.98	5.44 *	3.53	3.69 *	3.22	7.92
3.0 m			8.46 *	7.16	6.64 *	4.76	5.75 *	3.44	3.77 *	2.95	8.28
1.5 m			10.08 *	6.7	7.45 *	4.54	5.92	3.33	4.00 *	2.85	8.35
0.0 m	6.67 *	6.67 *	10.89 *	6.45	7.97 *	4.38	5.83	3.25	4.44 *	2.91	8.15
-1.5 m	11.06 *	11.06 *	10.81 *	6.37	8.01 *	4.32	5.81	3.23	5.23 *	3.16	7.65
-3.0 m	13.80 *	11.95	9.86 *	6.43	7.29 *	4.35			6.04 *	3.73	6.79
-4.5 m	10.40 *	10.40 *	7.52 *	6.64					5.82 *	5.24	5.38

DX210NLC-7 • Articulated boom 5.85 m • Arm 2.40 m • Shoe 500 mm • Counterweight 5.0 t

9.0 m									7.80 *	7.80 *	3.99
7.5 m			8.11 *	8.11 *					6.13 *	5.12	5.97
6.0 m			8.33 *	8.04	6.65 *	5.12			5.57 *	3.83	7.12
4.5 m			10.03 *	7.56	7.10 *	4.93	5.60 *	3.48	5.39 *	3.24	7.81
3.0 m			11.44 *	6.93	7.95 *	4.67	5.81 *	3.38	5.26 *	2.96	8.17
1.5 m			11.76 *	6.47	8.28	4.43	5.96	3.27	5.19	2.86	8.25
0.0 m			10.89 *	6.29	8.12	4.29	5.89	3.21	5.35	2.93	8.05
-1.5 m	8.90 *	8.90 *	9.14 *	6.3	7.18 *	4.27	4.92 *	3.23	4.81 *	3.21	7.54
-3.0 m			6.43 *	6.43 *	4.91 *	4.37			3.85 *	3.85 *	6.58



 : Rating over front.
 : Rating over side or 360°.

- Lifting capacities are in compliance with ISO 10567:2007(E).
- The load point is at the end of the arm.
- * = The nominal loads are based on hydraulic capacity.
- The nominal loads shown do not exceed 75% of tipping loads or 87% of hydraulic lifting capacity.
- For lifting capacity with bucket, simply subtract the actual weight of the bucket from the values.
- The configurations indicated do not necessarily reflect the standard equipment of the machine.



STANDARD AND OPTIONAL EQUIPMENT

● Standard ○ Optional

Engine

- Develon DLo6P, Stage V compliant, SCR, DOC and DPF post treatment, water-cooled diesel engine with Wastegate Turbocharger and air-to-air intercooler
- Auto-idle function
- Auto shut-off
- No EGR

Hydraulic system

- Boom and arm flow regeneration
- Fine swing mode, on or off from cab
- Swing anti-rebound valves
- Spare ports (valve)
- One-touch power boost function
- Double way line high flow + Breaker piping (PE₃C)
- Smart Power Control (SPC)
- Cylinder cushioning & contamination seals
- Clamshell piping (diverter valve from bucket cylinder)
- Hydraulic piping low flow for rotating or tilting tool (joystick control)
- Hydraulic piping for quick-coupler
- Double pump flow
- Floating boom

Cab & interior

- Pressurized sound-insulated and CabSus mounted cab
- Fully adjustable air suspension seat with heater
- Air conditioning with climate control
- Pull-up type front window sun roller blind and removable lower front window
- Sliding left window
- Intermittent upper and lower windshield parallel wiper
- Rain visor
- Rear window defroster switch
- Adjustable PPC wrist control levers for arm boom bucket and swing
- Joysticks & pedals provide proportional control of auxiliary hydraulic lines
- Pedal for auxiliary control 1 & 2 ways
- Jog shuttle switch
- DEVELON Smart Touch – 8" touch screen, all-in-one
- Attachment management system
- Engine speed (RPM) control dial
- Automatic travel speed
- 4 operating modes & 4 working modes
- Electric horn
- Cigarette lighter
- Ceiling light
- Cup holder
- Multiple storage compartments (e.g. document holder under seat)
- Storage area (tools etc.)
- Heating and cooling lunch box
- Flat spacious easy-to-clean floor
- Keyless start (Develon Smart Key) & remote door lock/unlock
- Anti-theft protection
- 12 V spare power socket
- Serial communication port for laptop PC interface
- Remote radio ON/OFF switch
- Loudspeakers and connections for radio
- Radio+MP₃ (stereo) with Bluetooth streaming and handsfree call system
- Rear and side view camera
- 360° all-around view camera (AVM)
- 360° all-around view camera (AVM) + ultrasonic detection
- Fully adjustable air suspension seat (heating & cooling)

Safety

- Roll Over Protective Structure (ROPS)
- Boom and arm cylinder safety valves
- Overload warning device
- Large guard rails on upper structure and steps
- Rotating beacon
- Punched metal anti-slip plates
- Hydraulic safety lock lever
- Safety glass
- Hammer for emergency escape
- Right and left rear-view mirrors
- Lockable fuel cap and covers
- Battery cut-off switch
- Emergency engine stop switch and hydraulic pump control switch
- Engine restart prevention system
- Guard rails (ISO 2867:2011)
- Parking brake
- LED pack for work lights (boom lamps, body lamps, 4 lamps on top of cab)
- LED work lights 2 additional lamps (2 in the rear of the cab)
- Falling Objects Guard System – top and front cab guards (ISO 10262 level II and SAE J1356)
- Front window upper and lower guards

Other

- 5600 mm mono boom – 2600 mm arm – 4770 kg counterweight
- DEVELON Fleet Management Web (telematic system)
- Auto shut-off fuel filler pump
- Double element air cleaner and pre-filtered Turbo dust separator
- Fuel pre-filter with water separator sensor
- Dust screen for radiator/oil cooler
- Self-diagnostic function
- Batteries (2 × 12 V, 100 Ah) – alternator (24 V, 100 A)
- Hydrostatic drive with 2-speed power shift transmission
- Remote greasing for swing circle and work group pivot points
- Articulated boom with 2.4 m arm + 5065 kg counterweight (LC/NLC only)
- Mono boom with 2.9 m arm (LC/NLC only)
- DEVELON buckets: full range of GP, HD & rock buckets
- DEVELON breakers and DEVELON quick-couplers
- Automatic lubrication system
- Air compressor

Undercarriage DX210-7

- Fixed undercarriage 2900 mm with 700 mm triple grouser shoes
- 600 mm triple grouser shoes
- 800 mm triple grouser shoes

Undercarriage DX210LC-7

- Fixed undercarriage 2990 mm with 600 mm triple grouser shoes
- 700 mm triple grouser shoes
- 800 mm triple grouser shoes

Undercarriage DX210NLC-7

- Fixed narrow undercarriage 2540 mm with 500 mm heavy duty shoes

JOB SITE MANAGEMENT

WORK EFFICIENCY MANAGEMENT

PREVENTIVE MAINTENANCE

PROACTIVE SERVICE

OPERATION TREND

Total operation hours and operation hours by mode

FUEL EFFICIENCY*

Fuel level and fuel consumption

LOCATION

GPS and geo-fence

REPORTS


Operation report & utilization

WARNING & ALERT

Detect machine warnings, antenna disconnection, and geo/time fence

FILTER & OIL MANAGEMENT

Preventive maintenance by item replacement cycle



TELEMATICS TERMINAL

Terminal device is installed and connected to a machine to capture machine data.

TELECOMMUNICATION

Develon provides dual-mode (Mobile, Satellite) communication to maximize communication coverage.

DEVELON FLEET MANAGEMENT WEB

Users can monitor machine status from Develon Fleet Management Web.

OPTIONAL ATTACHMENTS

A wide range of attachments is available for your Develon excavator. Choosing our attachments ensures you'll have the maximum performance and tranquility of use.



**DEVELON H-CLASS BUCKETS
(EARTH MOVING)**



**DEVELON G-CLASS BUCKETS
(ECONOMY)**



GRADING BUCKETS



**DEVELON S-CLASS BUCKETS
(SOFT ROCKS)**



PIN-ON QUICK COUPLERS



DEVELON ORANGE PEEL GRAPPLES



**DEVELON X-CLASS BUCKETS
(ALL TYPES OF ROCKS)**



DEVELON HB BREAKERS



DEVELON SORTING GRAPPLES




LIST OF ATTACHMENTS

● Standard ○ Optional

DX210-7/DX210LC-7/DX210NLC-7

- Universal Pin-on Quick Coupler
- Set of 2 attachment pins Ø80 mm
- Develon H-class bucket (earth moving), width 796 mm, capacity 0.60 m³, 4 heavy duty teeth
- Develon H-class bucket (earth moving), width 946 mm, capacity 0.76 m³, 4 heavy duty teeth
- Develon H-class bucket (earth moving), width 1096 mm, capacity 0.92 m³, 5 heavy duty teeth
- Develon H-class bucket (earth moving), width 1246 mm, capacity 1.08 m³, 5 heavy duty teeth
- Develon H-class bucket (earth moving), width 1396 mm, capacity 1.24 m³, 5 heavy duty teeth
- Develon H-class bucket (earth moving), width 1396 mm, capacity 1.24 m³, 5 heavy duty teeth
- Develon H-class bucket (earth moving), width 1496 mm, capacity 1.35 m³, 6 heavy duty teeth
- Develon H-class bucket (earth moving), width 1646 mm, capacity 1.51 m³, 6 heavy duty teeth
- Develon H-class bucket (earth moving), width 1546 mm, capacity 1.40 m³, 6 heavy duty teeth
- Develon S-class bucket (soft rocks), width 1394 mm, capacity 1.23 m³, 5 severe duty teeth
- Develon S-class bucket (soft rocks), width 1094 mm, capacity 0.91 m³, 4 severe duty teeth
- Develon S-class bucket (soft rocks), width 1244 mm, capacity 1.07 m³, 5 severe duty teeth
- Develon G-class bucket (economy), width 768 mm, capacity 0.51 m³, 3 general duty teeth
- Develon G-class bucket (economy), width 1125 mm, capacity 0.81 m³, 5 general duty teeth
- Develon G-class bucket (economy), width 1369 mm, capacity 1.05 m³, 5 general duty teeth
- Develon G-class bucket (economy), width 1490 mm, capacity 1.17 m³, 6 general duty teeth
- Develon G-class bucket (economy), width 1604 mm, capacity 1.28 m³, 6 general duty teeth
- Geith grading bucket, 0.800 m³, width 1500 mm
- Geith grading bucket, 0.980 m³, width 1800 mm
- Geith grading bucket, 1.090 m³, width 2000 mm
- Geith grading bucket, 1.160 m³, width 2100 mm
- Kit 2100mm bolt-on edge for 230104-01055
- Sorting grapple MG22, 750l, 360° rotation, jaw width 1000 mm
- Develon Hydraulic Breaker HB22H, 350-500 bpm, 120 dB
- Develon Hydraulic Breaker HB22FH, 350-500 bpm, 120 dB, with auto-greasing & protection against blank firing
- Geith heavy duty bucket, 0.280 m³, width 450 mm, 3 teeth
- Geith heavy duty bucket, 0.400 m³, width 600 mm, 3 teeth
- Geith heavy duty bucket, 0.535 m³, width 750 mm, 4 teeth
- Geith heavy duty bucket, 0.670 m³, width 900 mm, 5 teeth
- Geith heavy duty bucket, 0.805 m³, width 1050 mm, 5 teeth
- Geith heavy duty bucket, 0.940 m³, width 1200 mm, 5 teeth
- Geith heavy duty bucket, 1.075 m³, width 1350 mm, 6 teeth
- Geith heavy duty bucket, 1.210 m³, width 1500 mm, 6 teeth
- Geith rock bucket, 0.280 m³, width 450 mm, 3 teeth
- Geith rock bucket, 0.400 m³, width 600 mm, 3 teeth
- Geith rock bucket, 0.535 m³, width 750 mm, 4 teeth
- Geith rock bucket, 0.670 m³, width 900 mm, 5 teeth
- Geith rock bucket, 0.805 m³, width 1050 mm, 5 teeth
- Geith rock bucket, 0.940 m³, width 1200 mm, 5 teeth
- Geith rock bucket, 1.075 m³, width 1350 mm, 6 teeth
- Geith rock bucket, 1.210 m³, width 1500 mm, 6 teeth



Powered by Innovation

DISCOVER MORE:
DX210-7



DX210LC-7



DX210NLC-7



DEVELON

HD Hyundai Infracore Europe s.r.o.
IBC - Pobřežní 620/3, 186 00 Praha 8-Karlín
Czech Republic

©2023 DEVELON D4600932-EN (08-23)

Certain specification(s) are based on engineering calculations and are not actual measurements. Specification(s) are provided for comparison purposes only and are subject to change without notice. Specification(s) for your individual Develon equipment will vary based on normal variations in design, manufacturing, operating conditions, and other factors. Pictures of Develon units may show other than standard equipment.